PRODUCED BY AN AUTODESK EDUCATIONAL PRODUCT

1

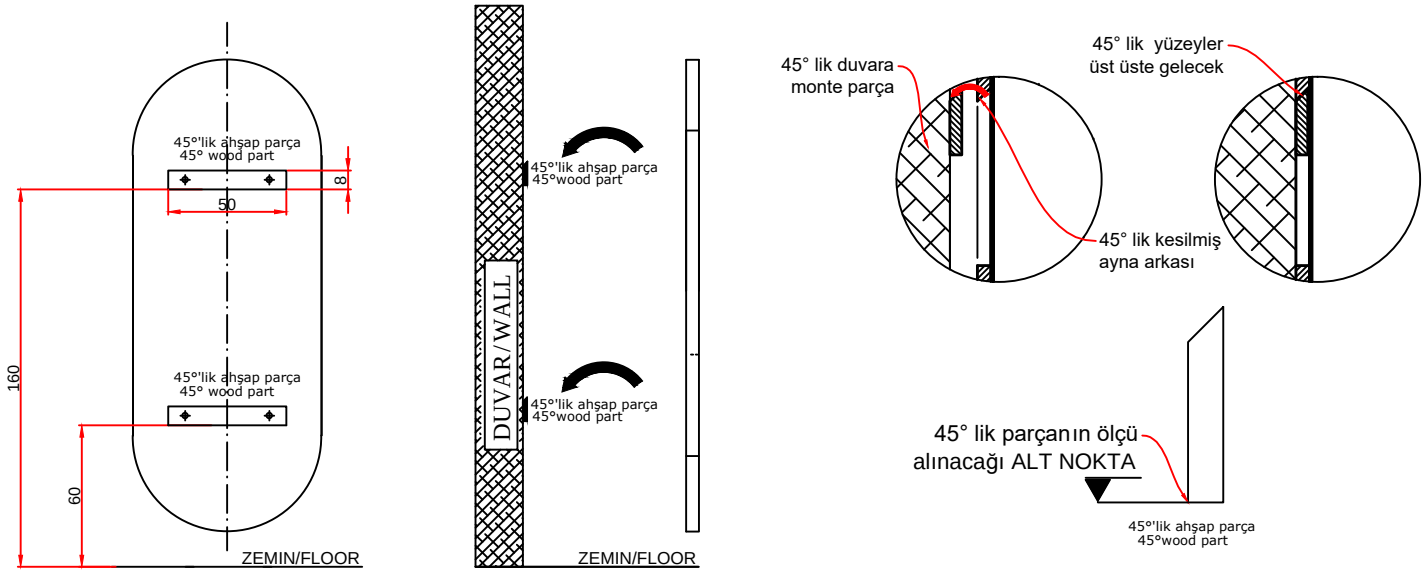

4 Adet 6x80 vida ile askı aparatı sıkılır. Ayna askı aparatına takılmadan önce led led sortisini priz boşluğundan çekilir, ayna asılır.

The suspension bracket is must fix with 4 pieces of 6x80 screws. Before the mirror is attached to the bracket, pull the led led outlet from the socket space and hang the mirror.

2

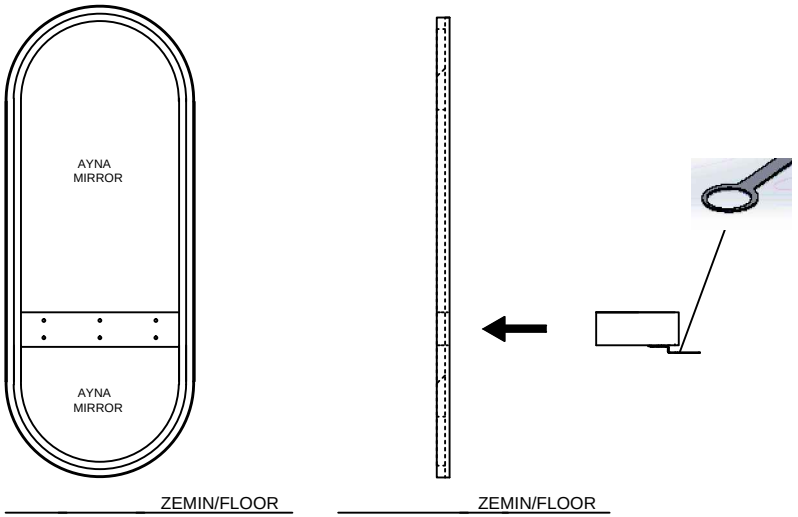

Tezgah tablası 6 Adet 4x35 vida ile sıkılır. Hareketli fönlük sacı 4 Adet 4x18 vida ile sıkılır.

Unit shelf must fix with 6 pieces of 4x35 screws.Movable dryer holder with 4 pieces of 4x18 screws.

3

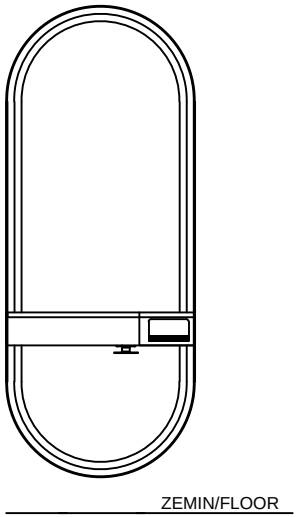

Elektrik ve priz bağlantıları yapılır.

Electrical and socket connections are made.

ÜRÜN ADI: Name of product:	GLAM WALL BAYAN TEZGAHI_ MONTAJ ŞEMASI / ASSEMBLY DIAGRAM	TARİH: Date:	ÖLÇÜLER : cm (santimetre'dir) Çizim üstünden ölçü alınmamalıdır. Measurements are in cm.
ÇİZEN: Designer:	Sibel MERİÇ	21.01.2021	

PRODUCED BY AN AUTODESK EDUCATIONAL PRODUCT
PRODUCED BY AN AUTODESK EDUCATIONAL PRODUCT
PRODUCED BY AN AUTODESK EDUCATIONAL PRODUCT